


# SPECTRA II PILOT LIGHT BAR



**Fully featured NZ Made Class I/II Pilot light bar, with a balanced array of LEDs providing an even distribution of light in both operation modes**

The all new Spectra II Pilot light bar with its focus on quality function and unparalleled form will appeal to the discerning professional A grade pilot. The Spectra II outer shell retains its classic lines and is moulded with the highest quality polycarbonate available. The electronics, from the true colour magenta LEDs through to the internal sign lights like the rest of the light bar are built in a high-end facility right here in NZ. The Spectra II offers all the functionality one would expect to find in a modern Class I/II light bar, operated from a purpose built, compact controller that can be positioned anywhere in your cab with ease. This light bar eclipses all others and will enhance the professional imagine of any pilot and the vehicle it adorns.

## Features

- Crystal clear lenses that resist fading
- High intensity LED modules (x18)
- Outputs for grill lights (x2)
- Rear facing wide angle sign lights (x2)
- Wide angle LED optic
- Coloured top lenses (clear optional)
- Sealed outer case with **GORE-TEX®** breathers
- Alloy base with adjustable feet
- 360 degrees of high impact warning
- Silent, no wind noise, no mechanical noise

## Controller

Compact controller with only one small lead to bring into the cab and no mounting holes required. Provides finger-tip control of the following functions

- Class I operation mode
- Class II operation mode
- Front only
- Rear only
- Grill lights Amber
- Grill lights Magenta



## Layout and operation modes

### Layout

Total 18 LEDs + 2 sign LEDs



### Class I Operation Mode

5 magenta, 5 amber, 2 sign lights



### Class II Operation mode

8 amber, 2 sign lights



# TRAXION

p. 09 414 1137

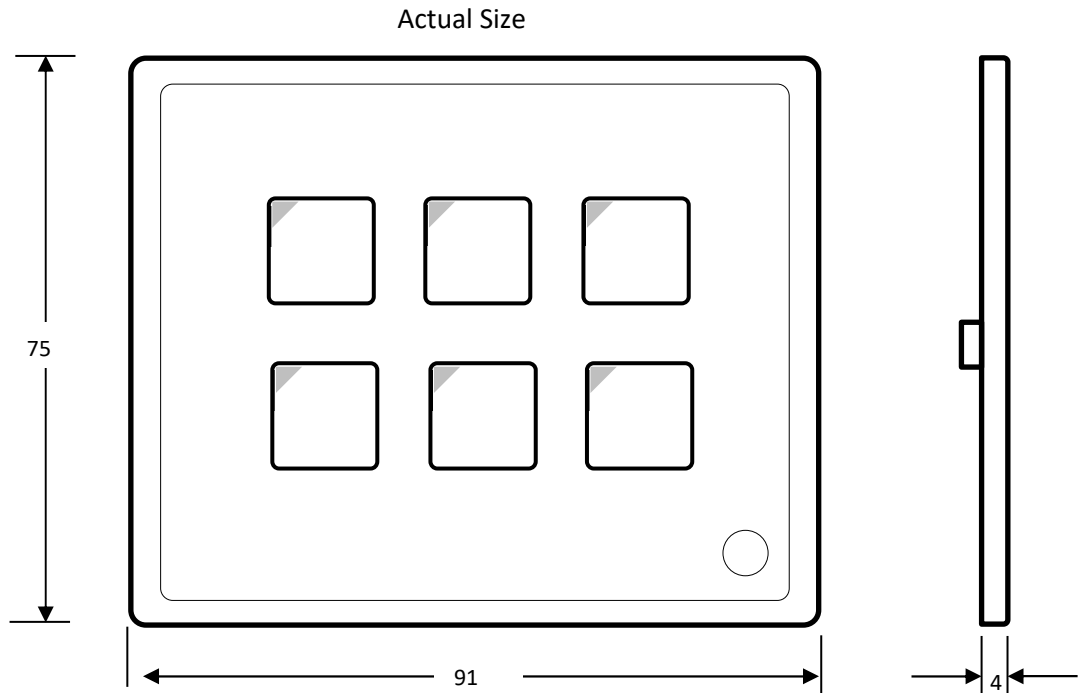
f. 09 414 1138

e. [sales@traxion.co.nz](mailto:sales@traxion.co.nz)

w. [traxion.co.nz](http://traxion.co.nz)

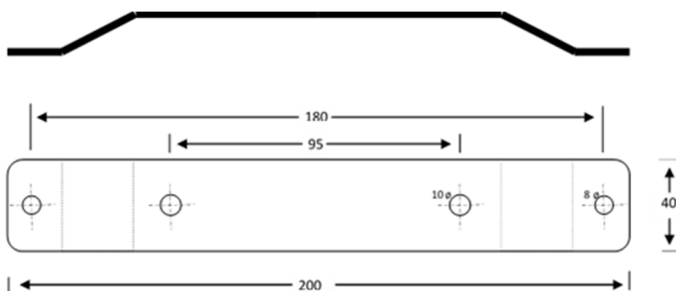
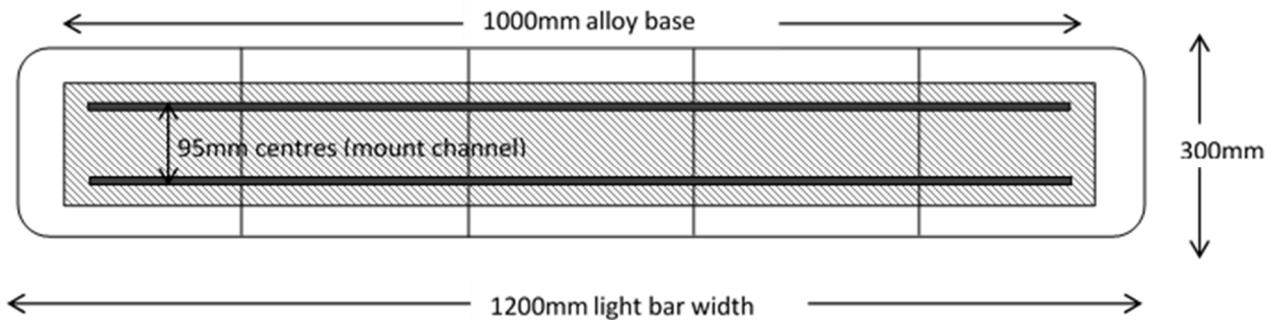
## Controller

The ultra thin, 6 switch controller can be positioned anywhere in the cab by means of the double sided self-adhesive tape provided. One central hole may be required for the micro USB cable which plugs into the back.



## Mounting Arrangement

Channels exist along an alloy base. These accommodate the supplied 10mm coach bolts. Mounting feet are supplied predrilled at 95mm centres to match the channels



## Mounting Feet

A pair of stainless-steel mounting feet are provided, these can be positioned anywhere along the mounting channel.

All dimensions are in mm